

930E

EXCAVATOR

Engine

Cummins QSB6.7 Tier 4 Final

Gross Power

225 hp (168 kW)

Operating Weight

71,650 lb (32,500 kg)

Bucket Capacity

1.8 yd³ (1.4 m³)

Maximum Digging Depth

23 ft 11 in (7,300 mm)



TOUGH WORLD. TOUGH EQUIPMENT.

930E SPECIFICATIONS >>>

ENGINE

Emissions rating	EPA Tier 4 Final / Stage IV
Make	Cummins
Model	QSB6.7
Gross power	225 hp (168 kW) @ 2,200 rpm
Net power	209 hp (156 kW) @ 2,200 rpm
Peak torque	700 lb-ft @ 1,500 rpm (949 N-m @ 1,500 rpm)
Number of cylinders	6
Displacement	409 in ³ (6.7 L)

DRIVE AND BRAKES

Max. travel speed	High: 3.4 mph (5.5 km/h) Low: 1.9 mph (3.0 km/h)
Max. drawbar pull	67,443 lbf (300 kN)

UNDERCARRIAGE

Shoe width, triple grouser	31.5 in (800 mm)
Track shoes each side	48
Bottom rollers each side	9
Top rollers each side	2

HYDRAULIC SYSTEM

Main pumps total flow	2 x 70 gal/min (266 L/min)
Max. relief pressure, implement	4,975 psi (34.3 MPa)
Max. relief pressure, power boost	5,410 psi (37.3 MPa)

REFERENCE ARM

Arm length	10 ft 0 in (3.05 m)
Arm digging force, ISO - Power boost	33,497 lbf (149 kN)

WORKING RANGES

Max. digging depth	23 ft 11 in (7,300 mm)
Max. digging reach at ground level	34 ft 4 in (10,453 mm)
Max. digging depth 2.4 m (8 ft) level bottom	23 ft 3 in (7,096 mm)
Max. digging height	33 ft 9 in (10,300 mm)
Max. dumping height	23 ft 10 in (7,265 mm)
Max. vertical wall digging depth	20 ft 5 in (6,216 mm)

BUCKET PERFORMANCE

Bucket capacity	1.8 yd ³ (1.4 m ³)
Bucket digging force, ISO - Power boost	45,636 lbf (203 kN)

SERVICE CAPACITIES

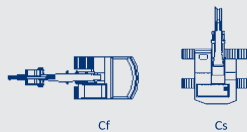
Fuel tank	137.4 gal (520 L)
Engine oil	7.0 gal (26.5 L)
Final drive (each)	2.5 gal (9.5 L)
Swing drive	2.8 gal (10.5 L)
Cooling system	9.2 gal (35 L)
Hydraulic reservoir	51.5 gal (195 L)
DEF Tank	9.2 gal (35 L)

SWING SYSTEM

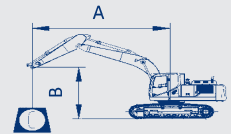
Swing speed	10.3 rpm
Swing torque	77,444 lb-ft (105,000 N-m)

930E WITH 800 MM (31.5 IN) SHOES, 3.05 M (10 FT 0 IN) ARM

A: Reach from swing center
B: Bucket hook height
C: Lifting capacity
Cf: Rating over front
Cs: Rating over side



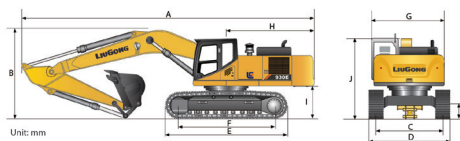
Conditions:
Boom length: 20 ft 4 in (6.2 m)
Arm length: 10 ft 0 in (3.05 m)
Counterweight: 12,125 lb (5,500 kg)
Shoes: 31.5 in (800 mm) triple grouser
Bucket: SAE 1.8 yd³ (1.4 m³) 3,197 lb (1,450 kg)



A Reach: m (ft)

B: Height m (ft)		3.0 m (10 ft)		4.6 m (15 ft)		6.1 m (20 ft)		7.6 m (25 ft)		MAX REACH		
		Cf	Cs	Cf	Cs	Cf	Cs	Cf	Cs	Front	Side	Distance
20 ft	lb					*13,889	*13,889	*13,704	*13,704	*13,832	*13,832	26 ft 3 in
15 ft	lb			*19,004	*19,004	*15,966	*15,966	*14,517	*14,517	*14,162	12,604	28 ft 6 in
10 ft	lb			*24,407	*24,407	*18,552	*18,552	*15,811	14,837	*14,572	11,762	29 ft 6 in
5 ft	lb			*28,783	28,023	*20,977	19,257	*17,139	14,471	*15,128	11,607	29 ft 6 in
0 ft	lb			*30,794	27,436	*22,586	18,189	*18,091	14,718	*15,732	11,843	28 ft 10 in
-5 ft	lb	*45,179	*45,179	*30,798	26,764	*23,038	18,669	*18,254	14,145	*16,449	12,729	27 ft 3 in
-10 ft	lb	*41,363	*41,363	*29,037	27,619	*22,013	18,051			*17,086	14,577	24 ft 7 in
-15 ft	lb	*33,931	*33,931	*24,387	*24,387					*18,098	*18,098	21 ft 8 in

- * Indicates the load is limited by hydraulic capacity rather than the tipping capacity.
- The above loads are in compliance with the ISO 10567 hydraulic rating standard. They do not exceed 87% of the hydraulic lifting capacity of 75% tipping load.
- Rating at bucket lift hook.



DIMENSIONS

A	34 ft 11 in (10,650 mm)	G	10 ft 4 in (3,163 mm)
B	11 ft 7 in (3,525 mm)	H	10 ft 7 in (3,230 mm)
C	8 ft 6 in (2,590 mm)	I	4 ft 0 in (1,215 mm)
D	11 ft 1 in (3,390 mm)	J	10 ft 11 in (3,325 mm)
E	16 ft 4 in (4,980 mm)	K	1 ft 8 in (500 mm)
F	13 ft 3 in (4,050 mm)	L	31.5 in (800 mm)